

MARKET COMMENTARY

31-May-18

Return YTD as of

31-May-18



*Since inception



Warta Ekonomi
PERSPEKTIF BARU BISNIS & EKONOMI

Review Mei 2018

IHSG pada bulan Mei 2018 melemah -0.18% dan ditutup di level 5,983.6. Sektor pertambangan menjadi sektor pendorong bursa dengan penguatan sebesar +6.02%, sedangkan sektor infrastruktur dan agrikultur mencatatkan pelemahan terbesar, masing-masing sebesar -4.4% dan -4.2%.

Di Wall Street, S&P 500 mencatatkan penguatan sebesar +3.27% dan Dow Jones Industrial Average naik +1.95%. Indeks FTSE Asia Ex Japan naik -0.99% sementara indeks bursa saham global MSCI ACWI menguat sebesar +0.6%. Salah satu kejadian yang patut dicermati adalah Trump, yang semakin proteksionis, akan mengenakan tarif import atas beberapa produk dari sekutunya Kanada dan Eropa.

Pada bulan Mei 2018, harga Minyak Mentah WTI turun -2.23%, sedangkan Brent menguat +3.22%; masing-masing ditutup di level US\$ 67/barel dan US\$ 77.6/barel. Harga Minyak Kacang Kedelai naik +2.77% sementara harga CPO ikut menguat 3.26%. Perkembangan harga komoditas utama lain: Emas -1.64%, Timah -2.16%, Tembaga +1.51%, Aluminium +2.41%, Batubara +11.72%, Jagung -0.25%, Gandum +2.1%, dan Kacang Kedelai -159%.

Rupiah menguat +0.12% terhadap USD dan ditutup di level 13,896/USD pada Mei 2018. Harga SUN turun seiring tingkat imbal hasil acuan SUN tenor 10 tahun naik 7.1 basis poin ke 6.992%. Adapun kepemilikan asing di SBN berkurang menjadi Rp 830 triliun; lebih rendah Rp 18 triliun dibandingkan posisi bulan lalu.

Inflasi Mei 2018 tercatat sebesar 0.21% m-m dan 3.23% y-y; di mana angka konsensus adalah 0.25% m-m dan 3.3% y-y. Neraca perdagangan bulan April 2018 defisit US\$ 1.629 milyar, lebih buruk dari perkiraan konsensus yang surplus US\$ 733 juta; Ekspor dan impor naik masing-masing +9.01% y-y dan +34.68% y-y.

May 2018 Review

JCI traded -3.19% lower in May 2018 and was closed at 5,983.6. Mining sector was leading with +6.02% gain. On the other hand, infrastructure and agriculture were the weakest sectors with -4.4% and -4.2%, loss respectively.

At Wall Street, S&P 500 went up +3.27% and Dow Jones Industrial Average also traded +1.95% higher. FTSE Asia Ex Japan increased +0.95% while the global stock market index MSCI ACWI gained +0.77%. One of the most notable event is Trump, who becomes more protectionist, planned to impose tariff on Canada and Europe products.

In May 2018, WTI oil price went down -2.23%. Meanwhile, Brent increased +3.22%; closed at US\$ 68.57/barrel and US\$ 77.6/barrel, respectively. Soybean Oil price went up +2.77% while CPO price also up +3.26%. Other commodities price changes: Gold -1.64%, Tin -2.16%, Copper +1.51%, Aluminum +2.41%, Coal +11.72%, Corn -0.25%, Wheat +2.1%, and Soybean -1.59%.

Rupiah appreciated +0.12% against USD and was closed at 13,896/US\$ on May 2018. Indonesia Government Bond price went down as the 10-year's yield went up 7.1 bps to 6.992%. Foreign ownership in Indonesian government bonds decreased to Rp 830 trillion, Rp 18 trillion lower than last month position.

May 2018 inflation rate was recorded at 0.21% m-m and 3.23% y-y; consensus estimates were 0.25% m-m and 3.3% y-y. The April 2018 trade balance booked deficit of US\$ 1.629 billion, below consensus estimate of US\$ 733 million surplus; Exports and imports went up +9.01% y-y and +34.68% y-y, respectively.

Office: Menara Imperium GF | Jl. HR. Rasuna Said Kav 1 Jakarta 12980 | T. 021 - 28548 800/ 169 | F. 021 - 8370 3278/ 8317 315 | E. marketing@sam.co.id | www.sam.co.id

DISCLAIMER

Factsheet ini disajikan oleh PT Samuel Aset Manajemen hanya untuk tujuan informasi. Dalam kondisi apapun factsheet ini tidak dapat digunakan atau dijadikan dasar sebagai penawaran menjual atau penawaran membeli. Factsheet ini dibuat secara bebas dan berdasarkan perkiraan, pendapat serta harapan yang terdapat didalamnya seluruhnya menjadi milik PT Samuel Aset Manajemen. Sepanjang diketahui bahwa informasi yang terdapat dalam laporan dimaksud adalah benar atau tidak menyesatkan pada saat disajikan, PT Samuel Aset Manajemen tidak menjamin keakuratan atau kelengkapan dari laporan yang didasarkan pada kondisi tersebut. PT Samuel Aset Manajemen maupun officer atau karyawannya tidak bertanggung jawab apapun terhadap setiap kerugian yang langsung maupun tidak langsung sebagai akibat dari setiap penggunaan factsheet ini. Seluruh format angka dalam factsheet ini disajikan dalam format Bahasa Inggris.

This Factsheet is represented by PT Samuel Aset Manajemen for information purpose only. Under no circumstances is it to be used or considered as an offer to sell or a solicitation of any offer to buy. This Factsheet has been produce independently and the forecast, opinions and expectations contained herein are entirely those of PT Samuel Aset Manajemen. While all reasonable care has been taken to ensure that informations contained herein is not untrue or misleading at the time of publication, PT Samuel Aset Manajemen makes no representations as to its accuracy or completeness and it should be relied upon as such. Neither PT Samuel Aset Manajemen nor any officer or employee of PT Samuel Aset Manajemen accepts only liability whatsoever for any direct or consequential loss arising from any use of this factsheet. All the numbers presented in this factsheet are in English format.

SAM INDOONESIAN EQUITY FUND

Reksa Dana Saham/ *Equity Fund*

31-May-18

NAV: 2,656.77

TUJUAN INVESTASI/ *INVESTMENT OBJECTIVE*

Untuk memperoleh hasil pertumbuhan jangka panjang dengan berinvestasi terutama pada efek saham terbaik dari sektor terbaik di Indonesia.

To obtain long-term growth by investing primarily in securities of the best stocks in the best sectors in Indonesia.

KEBIJAKAN INVESTASI/ *INVESTMENT POLICY*

Berinvestasi dengan komposisi investasi sebesar minimum 80% dan maksimum 98% pada efek Saham, serta minimum 2% dan maksimum 20% pada efek Pasar Uang di Indonesia. Pengambilan keputusan investasi dilakukan berdasarkan pedekatan top-down dengan menggunakan riset yang mendalam, untuk memilih efek terbaik dari sektor terbaik.

Investing with an investment composition minimum of 80% and maximum of 98% in equity securities, and 2% minimum and a maximum of 20% in money market securities in Indonesia. Investment decision is made by top-down approach by using an in-depth research to choose the best effect in the best sectors.

PROFIL/ *PROFILE*

Type	Equity Fund
Inception Date	18 Oct 2011
Investment Policy	80% - 98% Equity Securities 2% - 20% Money market instrument and or cash

KINERJA/ *PERFORMANCE*

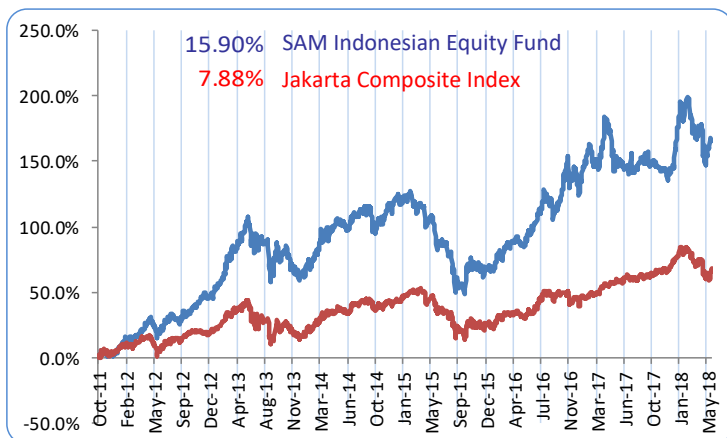
Tingkat Imbal Hasil/ *Investment Return*

Period ended May 31, 2018 (Actual)

	1 MONTH	3 MONTHS	6 MONTHS	YTD	1 YEAR	CAGR SINCE
SAM Indonesian Equity	2.55%	-11.02%	9.64%	7.61%	5.75%	15.90%
Jakarta Composite Index	-0.18%	-9.30%	0.53%	-5.85%	4.28%	7.88%

GRAFIK PERTUMBUHAN IMBAL HASIL/ *INVESTMENT GROWTH CHART*

Periode Sejak Pendirian/ *Since Inception Date 18 October 2011 (CAGR)*

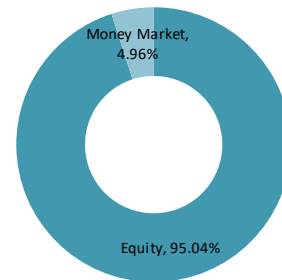


AWARDS & RATING

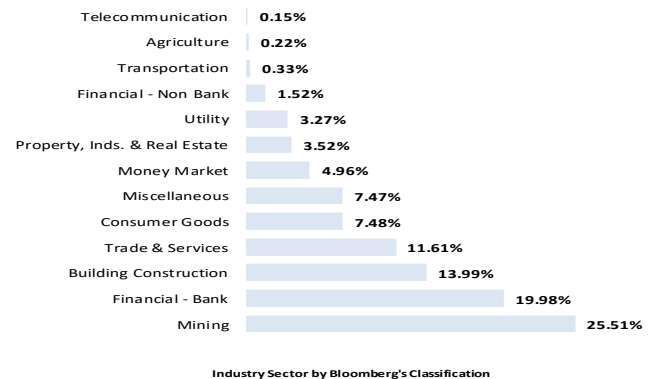
2015 Mar	APRDI Bloomberg	Best Best Equity Fund AUM > \$00B	2014 Feb	Majalah Investor	Best Equity Fund 1 year period
2015 Mar	Tabloid Kontan	Rank #1 Equity Fund 3 years period	2013 Feb	Majalah Investor	Best Equity Fund 1 year period
2015 Mar	Majalah Investor	Best Equity Fund 3 years period	2012 Dec	Tabloid Kontan	Rank #1 Equity Fund 2012 YTD
2015 Jan	Morning Star	5 Stars Rating	2012 Nov	Bisnis Indonesia	Best Equity Fund YTD Return
2014 Apr	APRDI Bloomberg	Best Equity Fund AUM > \$00B	2012 Jul	Tabloid Kontan	Rank #1 Equity Fund YTD Return



ALOKASI ASET/ *ALLOCATION OF INVESTMENT POLICY*



ALOKASI INDUSTRI/ *ALLOCATION OF INDUSTRIAL SECTORS*



TOP 5 HOLDING (in alphabetical order)

Asset

- Adaro Energy Tbk PT
- Astra International Tbk PT
- Bank Central Asia Tbk PT
- Medco Energi Internasional Tbk PT
- Surya Semesta Internusa Tbk PT

Penyertaan Minimum
Minimum Subscription
Rp 250.000

Dana Kelolaan/ *AUM*

Rp **1.62** Trillion

Kustodian/ Custodian Bank
Deutsche Bank AG

Publikasi NAB/ Publication of Daily NAV
Koran: Bisnis Indonesia, Kontan dan Investor Indonesia
Bloomberg: SAMIDEQ IJ Equity

No. Rekening/ Account Number
Reksa Dana
SAM Indonesian Equity Fund
No: 0084665-00-9
Deutsche Bank AG, Jakarta

atau/ or
SAM Indonesian Equity Fund
No: 537 530 7119
BCA Cb. Pacific Place

Pelaporan/ Reporting
Bulanan/ *Monthly*
Subscription/ *Redemption*
Harian/ *Daily*