

## MARKET COMMENTARY

30-Apr-18

Return YTD as of

30-Apr-18



\*Since inception



Warta Ekonomi  
PERSPEKTIF BARU BISNIS & EKONOMI

### Review April 2018

IHSIG pada bulan April 2018 melemah -3.19% dan ditutup di level 5,994.6. Sektor industri dasar menjadi sektor pendorong bursa dengan penguatan sebesar +5.21%, sedangkan sektor konsumen, agrikultur dan finansial mencatatkan pelemahan terbesar, masing-masing sebesar -5.39%, -5.47% dan -6.00%. Pelemahan ini terutama disebabkan oleh kinerja laporan keuangan kuartal 1-2018 yang di bawah ekspektasi konsensus.

Di Wall Street, S&P 500 mencatatkan penguatan sebesar +0.27% dan Dow Jones Industrial Average naik +0.25%. Indeks FTSE Asia Ex Japan naik +0.95% sementara indeks bursa saham global MSCI ACWI menguat sebesar +0.77%. Salah satu kejadian yang patut dicermati adalah pertumbuhan ekonomi AS pada kuartal 1-2018 sebesar 2.3%, melambat dibandingkan kuartal 4-2017 sebesar 2.9%, walaupun insentif pajak mulai dijalankan.

Pada bulan April 2018, harga Minyak Mentah WTI naik +5.59%, sedangkan Brent juga menguat +6.97%; masing-masing ditutup di level US\$ 68.57/barel dan US\$ 75.17/barel. Harga Minyak Kacang Kedelai turun -4.77% sementara harga CPO melemah -2.60%. Perkembangan harga komoditas utama lain: Emas -0.73%, Timah +0.43%, Tembaga +0.89%, Aluminium +13.70%, Batubara +3.11%, Jagung +1.23%, Gandum +13.64%, dan Kacang Kedelai -0.67%.

Rupiah melemah -1.35% terhadap USD dan ditutup di level 13,913/USD pada April 2018. Harga SUN turun seiring tingkat imbal hasil acuan SUN tenor 10 tahun naik 24.6 basis poin ke 6.921%. Adapun kepemilikan asing di SBN berkurang menjadi Rp 848.5 triliun; lebih rendah Rp 10 triliun dibandingkan posisi bulan lalu.

Inflasi April 2018 tercatat sebesar 0.10% m-m dan 3.41% y-y; di mana angka konsensus adalah 0.18% m-m dan 3.50% y-y. Neraca perdagangan bulan Maret 2018 surplus US\$ 1.09 milyar, lebih baik dari perkiraan konsensus yang defisit US\$ 89 juta; Ekspor dan impor naik masing-masing +6.14% y-y dan +9.07% y-y.

### April 2018 Review

JCI traded -3.19% lower in April 2018 and was closed at 5,994.6. Basic industry was leading with +5.21% gain. On the other hand, Consumer, Agriculture, and Infrastructure were the weakest sectors with -5.39%, -5.47%, and -6.00% loss respectively. These weakening were mainly engineered by weak financial performances in the first quarter of 2018.

At Wall Street, S&P 500 went up +0.27% and Dow Jones Industrial Average also traded +0.25% higher. FTSE Asia Ex Japan increased +0.95% while the global stock market index MSCI ACWI gained +0.77%. One of the most notable measures was the US GDP growth for the first quarter of 2018 at the level of 2.3%, decreased from the fourth quarter of 2017 at the level of 2.9%, although the tax cuts has been implemented.

In April 2018, WTI oil price went up +5.59%. Concurrently, Brent also increased +6.97%; closed at US\$ 68.57/barrel and US\$ 75.17/barrel, respectively. Soybean Oil price fell -4.77% while CPO price down -2.60%. Other commodities price changes: Gold -0.73%, Tin +0.43%, Copper +0.89%, Aluminum +13.70%, Coal +3.11%, Corn +1.23%, Wheat +13.64%, and Soybean -0.67%.

Rupiah depreciated -1.35% against USD and was closed at 13,913/US\$ on April 2018. Indonesia Government Bond price went down as the 10-year's yield went up 4.3 bps to 6.675%. Foreign ownership in Indonesian government bonds decreased to Rp 848.5 trillion, Rp 10 trillion lower than last month position.

April 2018 inflation rate was recorded at 0.10% m-m and 3.41% y-y; consensus estimates were 0.18% m-m and 3.50% y-y. The March 2018 trade balance booked surplus of US\$ 1.09 billion, above consensus estimate of US\$ 89 million deficit; Exports and imports went up +6.14% y-y and +9.07% y-y, respectively.

Office: Menara Imperium GF | Jl. HR. Rasuna Said Kav 1 Jakarta 12980 | T. 021 - 28548 800/ 169 | F. 021 - 8370 3278/ 8317 315 | E. marketing@sam.co.id | www.sam.co.id

### DISCLAIMER

Factsheet ini disajikan oleh PT Samuel Aset Manajemen hanya untuk tujuan informasi. Dalam kondisi apapun factsheet ini tidak dapat digunakan atau dijadikan dasar sebagai penawaran menjual atau penawaran membeli. Factsheet ini dibuat secara bebas dan berdasarkan perkiraan, pendapat serta harapan yang terdapat didalamnya seluruhnya menjadi milik PT Samuel Aset Manajemen. Sepanjang diketahui bahwa informasi yang terdapat dalam laporan dimaksud adalah benar atau tidak menyesatkan pada saat disajikan, PT Samuel Aset Manajemen tidak menjamin keakuratan atau kelengkapan dari laporan yang didasarkan pada kondisi tersebut. PT Samuel Aset Manajemen maupun officer atau karyawannya tidak bertanggung jawab apapun terhadap setiap kerugian yang langsung maupun tidak langsung sebagai akibat dari setiap penggunaan factsheet ini. Seluruh format angka dalam factsheet ini disajikan dalam format Bahasa Inggris.

This Factsheet is represented by PT Samuel Aset Manajemen for information purpose only. Under no circumstances is it to be used or considered as an offer to sell or a solicitation of any offer to buy. This Factsheet has been produce independently and the forecast, opinions and expectations contained herein are entirely those of PT Samuel Aset Manajemen. While all reasonable care has been taken to ensure that informations contained herein is not untrue or misleading at the time of publication, PT Samuel Aset Manajemen makes no representations as to its accuracy or completeness and it should be relied upon as such. Neither PT Samuel Aset Manajemen nor any officer or employee of PT Samuel Aset Manajemen accepts only liability whatsoever for any direct or consequential loss arising from any use of this factsheet. All the numbers presented in this factsheet are in English format.

# SAM SHARIA EQUITY FUND

Reksa Dana Saham Syariah/ Sharia-compliant Equity Fund

30-Apr-18  
NAV: 1,053.32

## TUJUAN INVESTASI/ INVESTMENT OBJECTIVE

Untuk memperoleh imbal hasil yang jangka panjang bagi Pemegang Unit Penyertaan dengan menginvestasikan dananya pada Efek Ekuitas bersifat syariah yang termasuk dalam daftar Efek Syariah serta Instrumen Pasar Uang dan Setara Kas bersifat syariah.

*Aiming to obtain optimal return for unit holders by investing in Syariah-compliant equity listed in Daftar Efek Syariah, sukuk instrument, and syariah-compliant money market instruments and / or cash.*

## KEBIJAKAN INVESTASI/ INVESTMENT POLICY

Melakukan investasi dengan komposisi minimum 80% pada Efek Ekuitas yang termasuk dalam Daftar Efek Syariah dan maksimum 20% pada Instrumen Pasar Uang dan Setara Kas bersifat syariah.

*Investing with an investment composition minimum of 80% 98% in sharia-compliant equity and maximum of 20% in sharia-compliant money market in Indonesia. Investment decision is made by top-down approach and using an in-depth research.*

## PROFIL/ PROFILE

Type	Sharia-compliant Equity Fund	
Inception Date	18-Jan-13	
Investment Policy	Min 80%	Sharia-compliant Equity
	Max 20%	Sharia-compliant money market instrument and/or cash

## KINERJA/PERFORMANCE

Tingkat Imbal Hasil/ Investment Return

Period ended April 30, 2018 (Actual)

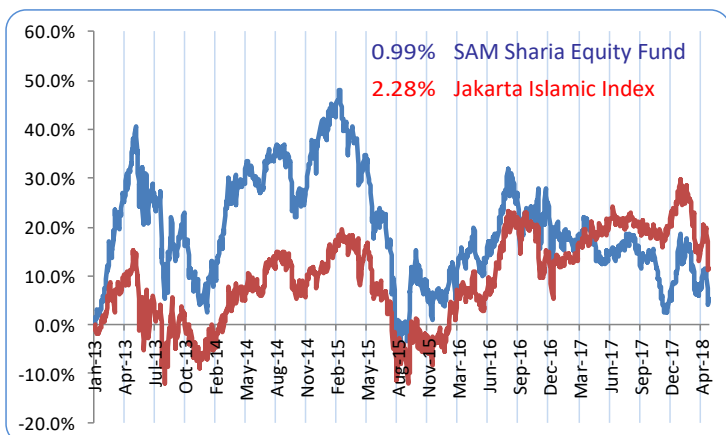
	1 MONTH	3 MONTHS	6 MONTHS	YTD	1 YEAR	CAGR SINCE INCEPTION
<b>SAM Sharia Equity</b>	-1.18%	-9.70%	-7.46%	-1.27%	-11.36%	0.99%
Jakarta Islamic Index	-1.57%	-11.93%	-4.87%	-8.67%	-6.09%	2.28%
Indeks Saham Syariah Indonesia	-1.45%	-8.37%	-2.65%	-4.70%	-2.04%	3.74%

Diluncurkan perdana pada 18 Januari 2013, SAM Sharia Equity Fund memberikan imbal hasil sebesar 0.99% dibandingkan ISSI sebesar 3.74% (disetahunkan).

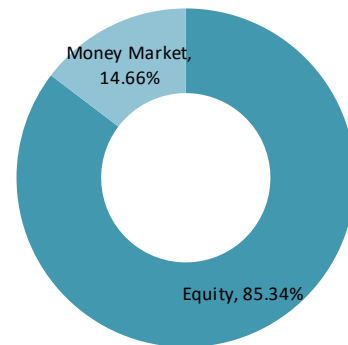
*Launched in January 18, 2013, SAM Sharia Equity Fund booked total return of 0.99% vs 3.74% IJI (annualized).*

## GRAFIK PERTUMBUHAN IMBAL HASIL/ INVESTMENT RETURN GROWTH CHART

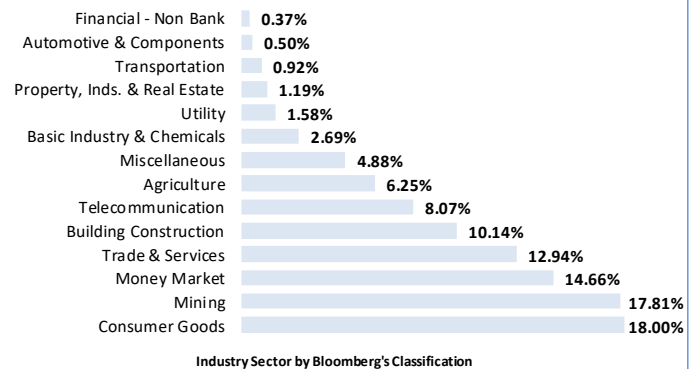
Periode Sejak Pendirian/ Since Inception Date 18 January 2013 (CAGR)



## ALOKASI ASET/ASSET ALLOCATION



## ALOKASI INDUSTRI/ SECTOR ALLOCATION



## TOP 5 HOLDING (in alphabetical order)

### Asset

Adaro Energy Tbk PT

Astra International Tbk PT

Money Market

Surya Semesta Internusa Tbk PT

Unilever Indonesia Tbk PT

Penyertaan Minimum  
Minimum Subscription  
Rp 250.000

Dana Kelolaan/ AUM  
Rp 69.3 Billion

Publikasi NAB/ Publication of Daily NAV  
Koran: Bisnis Indonesia, Kontan dan Investor Indonesia

Bloomberg: SAMSHEQ IJ Equity

Kustodian/ Custodian Bank  
Bank CIMB Niaga, Tbk

No. Rekening/ Account Number  
SAM Sharia Equity Fund  
No. 860001472500  
CIMB Niaga Cb. Kelapa Gading

Pelaporan/ Reporting  
Bulanan/ Monthly

Subscription/ Redemption  
Harian/ Daily