

MARKET COMMENTARY

28-Feb-18

Return YTD as of
28-Feb-18



*Since inception



Warta Ekonomi
PERSPEKTIF ASU, BONUS & GUNUNG

Review Februari 2018

IHSG pada bulan Februari 2018 melemah -0.13% dan ditutup di level 6,597.2. Sektor agrikultur dan sektor industry dasar dan kimia menjadi sektor pendorong bursa dengan penguatan sebesar +2.35% dan +1.51%, sedangkan sektor aneka industri mencatatkan pelemahan terbesar, yaitu -4.28%.

Di Wall Street, S&P 500 mencatatkan penurunan sebesar -3.89% dan Dow Jones Industrial Average turun -4.28%. Indeks FTSE Asia Ex Japan melemah -4.82% sementara indeks bursa saham global MSCI ACWI turun sebesar -4.36%. Salah satu kejadian yang patut dicermati adalah Moody's menaikkan asumsi pertumbuhan ekonomi dunia menjadi 2.7%.

Pada bulan Februari 2018, harga Minyak Mentah WTI turun -4.77%, sedangkan Brent juga melemah -4.74%; masing-masing ditutup di level US\$ 61.6/barel dan US\$ 65.8/barel. Harga Minyak Kacang Kedelai turun -3.36% sementara harga CPO meningkat +2.69%. Perkembangan harga komoditas lain: Emas -1.99%, Timah -0.64%, Tembaga -2.75%, Aluminium -4.23%, Batubara -0.10%, Jagung +3.6%, Gandum +7.25%, dan Kacang Kedelai +4.95%.

Rupiah melemah -2.73% terhadap US\$ dan ditutup di level 13,751/US\$ pada Februari 2018. Harga SUN turun seiring tingkat imbal hasil acuan SUN tenor 10 tahun naik 36.5 basis poin ke 6.632%. Adapun kepemilikan asing di SBN berkurang menjadi Rp 848 triliun; lebih rendah Rp 24 triliun dibandingkan posisi bulan lalu.

Inflasi Februari 2018 tercatat sebesar 0.17% m-m dan 3.18% y-y; di mana angka konsensus adalah 0.21% m-m dan 3.28% y-y. Neraca perdagangan bulan Januari 2018 defisit US\$ 677 juta, lebih rendah dari perkiraan konsensus yang surplus US\$280 juta; Ekspor dan impor naik masing-masing +7.86% y-y dan +18.30% y-y.

February 2018 Review

JCI traded -0.13% lower in February 2018 and was closed at 6,597.2. Agricultural and Basic Industry and Chemical sector were leading with +2.35% and +1.51% gains, respectively. On the other hand, Miscellaneous Industry was the weakest sector with -4.28% loss last month.

At Wall Street, S&P 500 went down -4.77% and Dow Jones Industrial Average also traded -4.28% lower. FTSE Asia Ex Japan decreased -4.82% meanwhile the global stock market index MSCI ACWI increased -4.36% gain. One of the most notable events in February 2018, Moody's upgraded global economy growth to 2.7%.

In February 2018, WTI and Brent Crude Oil price down -4.77%, Brent also decreased -4.74%; closed at US\$ 61.6/barrel and US\$ 65.8/barrel, respectively. Soybean Oil price fell -3.36% meanwhile CPO price increased +2.69%. Other commodities price changes: Gold -1.99%, Tin -0.64%, Copper -2.75%, Aluminium -4.23%, Coal -0.1%, Corn +3.6%, Wheat +7.25%, and Soybean +4.95%.

Rupiah depreciated -2.73% against US\$ and was closed at 13,751/US\$ on February 2018. Indonesia Government Bond price went down as the 10-year's yield went up 36.5 bps to 6.632%. Foreign ownership in Indonesian government bonds decreased to Rp 848 trillion, Rp 24 trillion lower than last month position.

February 2018 inflation rate was recorded at 0.17% m-m and 3.18% y-y; consensus estimates were 0.21% m-m and 3.28% y-y. The January 2018 trade balance was deficit of US\$ 677 million was below consensus estimate of US\$ 280 million surplus; Exports and imports went up +7.86% y-y and +18.30% y-y, respectively.

Office: Menara Imperium GF | Jl. HR. Rasuna Said Kav 1 Jakarta 12980 | T. 021 - 28548 800/ 169 | F. 021 - 8370 3278/ 8317 315 | E. marketing@sam.co.id | www.sam.co.id

DISCLAIMER

Factsheet ini disajikan oleh PT Samuel Aset Manajemen hanya untuk tujuan informasi. Dalam kondisi apapun factsheet ini tidak dapat digunakan atau dijadikan dasar sebagai penawaran menjual atau penawaran membeli. Factsheet ini dibuat secara bebas dan berdasarkan perkiraan, pendapat serta harapan yang terdapat didalamnya seluruhnya menjadi milik PT Samuel Aset Manajemen. Sepanjang diketahui bahwa informasi yang terdapat dalam laporan dimaksud adalah benar atau tidak menyesatkan pada saat disajikan, PT Samuel Aset Manajemen tidak menjamin keakuratan atau kelengkapan dari laporan yang didasarkan pada kondisi tersebut. PT Samuel Aset Manajemen maupun officer atau karyawannya tidak bertanggung jawab apapun terhadap setiap kerugian yang langsung maupun tidak langsung sebagai akibat dari setiap penggunaan factsheet ini. Seluruh format angka dalam factsheet ini disajikan dalam format Bahasa Inggris.

This Factsheet is represented by PT Samuel Aset Manajemen for information purpose only. Under no circumstances is it to be used or considered as an offer to sell or a solicitation of any offer to buy. This Factsheet has been produce independently and the forecast, opinions and expectations contained herein are entirely those of PT Samuel Aset Manajemen. While all reasonable care has been taken to ensure that informations contained herein is not untrue or misleading at the time of publication, PT Samuel Aset Manajemen makes no representations as to its accuracy or completeness and it should be relied upon as such. Neither PT Samuel Aset Manajemen nor any officer or employee of PT Samuel Aset Manajemen accepts only liability whatsoever for any direct or consequential loss arising from any use of this factsheet. All the numbers presented in this factsheet are in English format.

SAM INDOONESIAN EQUITY FUND

Reksa Dana Saham/ *Equity Fund*

28-Feb-18
NAV: 2,985.89

TUJUAN INVESTASI/ *INVESTMENT OBJECTIVE*

Untuk memperoleh hasil pertumbuhan jangka panjang dengan berinvestasi terutama pada efek saham terbaik dari sektor terbaik di Indonesia.

To obtain long-term growth by investing primarily in securities of the best stocks in the best sectors in Indonesia.

KEBIJAKAN INVESTASI/ *INVESTMENT POLICY*

Berinvestasi dengan komposisi investasi sebesar minimum 80% dan maksimum 98% pada efek Saham, serta minimum 2% dan maksimum 20% pada efek Pasar Uang di Indonesia. Pengambilan keputusan investasi dilakukan berdasarkan pedekatan top-down dengan menggunakan riset yang mendalam, untuk memilih efek terbaik dari sektor terbaik.

Investing with an investment composition minimum of 80% and maximum of 98% in equity securities, and 2% minimum and a maximum of 20% in money market securities in Indonesia. Investment decision is made by top-down approach by using an in-depth research to choose the best effect in the best sectors.

PROFIL/ *PROFILE*

Type	Equity Fund
Inception Date	18 Oct 2011
Investment Policy	80% - 98% Equity Securities 2% - 20% Money market instrument and or cash

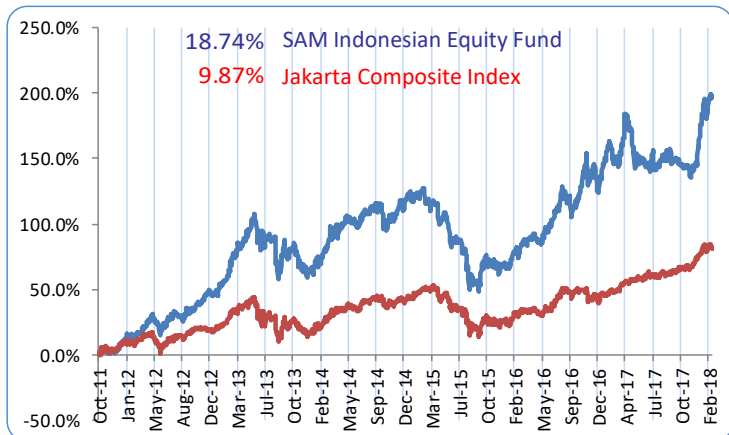
KINERJA/ *PERFORMANCE*

Tingkat Imbal Hasil/ *Investment Return*

Period ended February 28, 2018 (Actual)	CAGR SINCE INCEPTION				
	1 MONTH	3 MONTHS	6 MONTHS	YTD	1 YEAR
SAM Indonesian Equity	2.87%	23.22%	18.79%	20.94%	20.19%
Jakarta Composite Index	-0.13%	10.84%	12.50%	3.80%	22.47%

GRAFIK PERTUMBUHAN IMBAL HASIL/ *INVESTMENT GROWTH CHART*

Periode Sejak Pendirian/ *Since Inception Date 18 October 2011 (CAGR)*

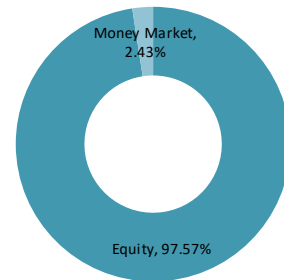


AWARDS & RATING

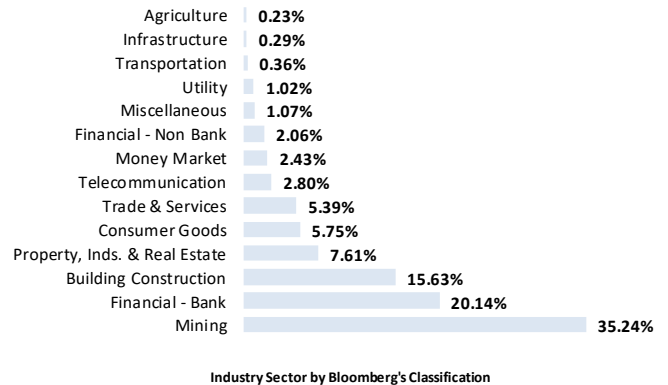
2015 Mar	APRDI Bloomberg	Best Best Equity Fund AUM >500B	2014 Feb	Majalah Investor	Best Equity Fund 1 year period
2015 Mar	Tabloid Kontan	Rank #1 Equity Fund 3 years period	2013 Feb	Majalah Investor	Best Equity Fund 1 year period
2015 Mar	Majalah Investor	Best Equity Fund 3 years period	2012 Dec	Tabloid Kontan	Rank #1 Equity Fund 2012 YTD
2015 Jan	Morning Star	5 Stars Rating	2012 Nov	Bisnis Indonesia	Best Equity Fund YTD Return
2014 Apr	APRDI Bloomberg	Best Equity Fund AUM >500B	2012 Jul	Tabloid Kontan	Rank #1 Equity Fund YTD Return



ALOKASI ASET/ *ALLOCATION OF INVESTMENT POLICY*



ALOKASI INDUSTRI/ *ALLOCATION OF INDUSTRIAL SECTORS*



TOP 5 HOLDING (in alphabetical order)

Asset

- Adaro Energy Tbk PT
- Adhi Karya Persero Tbk PT
- Bank Mandiri Persero Tbk PT
- Delta Dunia Makmur Tbk PT
- Medco Energi Internasional Tbk PT

Penyertaan Minimum
Minimum Subscription
Rp 250.000

Dana Kelolaan/ *AUM*

Rp 1.51 Trillion

Kustodian/ *Custodian Bank*
Deutsche Bank AG

Publikasi NAB/ *Publication of Daily NAV*
Koran: Bisnis Indonesia, Kontan dan Investor
Indonesia
Bloomberg: SAMIDEQ IJ Equity

No. Rekening/ *Account Number*
Reksa Dana
SAM Indonesian Equity Fund
No: 0084665-00-9
Deutsche Bank AG, Jakarta

atau/ *or*
SAM Indonesian Equity Fund
No: 537 530 7119
BCA Cb. Pacific Place

Pelaporan/ *Reporting*
Bulanan/ *Monthly*
Subscription/ *Redemption*
Harian/ *Daily*