

MARKET COMMENTARY

22-Jun-17

Review Juni 2017

IHSG pada bulan Juni 2017 menguat +1.60% dan ditutup di level 5,829.7. Sektor infrastruktur dan sektor perbankan menjadi sektor pendorong bursa dengan penguatan sebesar +3.37% dan +3.30%, sedangkan sektor agrikultur dan sektor industry dasar mencatatkan pelemahan terbesar, yaitu -2.06% dan -0.91%.

Di Wall Street, S&P 500 mencatatkan penurunan sebesar -0.27% dan Dow Jones Industrial Average naik +0.97%. Indeks FTSE Asia Ex Japan menguat +1.11% dan indeks bursa saham global MSCI ACWI terkoreksi sebesar -0.28%. Salah satu peristiwa penting yang terjadi pada Juni 2017 adalah Moody's melakukan *upgrade outlook* perbankan Indonesia menjadi positif dari stabil.

Pada bulan Juni 2017, harga Minyak Mentah WTI turun -4.80%, sedangkan Brent turun -5.35%; masing-masing ditutup di level US\$ 46/barel dan US\$ 47.9/barel. Kendati demikian, harga Minyak Kacang Kedelai naik 5.38% sementara harga CPO turun -2.15%. Perkembangan harga komoditas lain: Emas -1.93%, Timah -1.78%, Tembaga +4.31%, Aluminium -0.44%, Batubara +8.72%, Jagung +0%, Gandum -19.5%, dan Kacang Kedelai 3.29%.

Rupiah melemah -0.31% terhadap US\$ dan ditutup di level 13,348/US\$ pada Juni 2017. Harga SUN naik seiring tingkat imbal hasil acuan SUN tenor 10 tahun turun 12.4 basis poin ke 6.8290%. Adapun kepemilikan asing di SBN bertambah menjadi Rp 764.21 triliun; lebih tinggi Rp 8.06 triliun dibandingkan posisi bulan lalu.

Inflasi Juni 2017 tercatat sebesar 0.69% m-m dan 4.37% y-y; di mana angka konsensus adalah 0.60% m-m dan 4.29% y-y. Neraca perdagangan bulan Mei 2017 surplus US\$ 474 juta, lebih rendah dari perkiraan konsensus yang surplus US\$1.110 juta; Ekspor dan impor naik masing-masing +24.08% y-y dan +24.03% y-y.

June 2017 Review

JCI traded +1.60% higher in June 2017 and was closed at 5,829.7. Infrastructure and Banking were leading with +3.37% and +3.30% gain, respectively. On the other hand, Agriculture and Property were the weakest sectors with -2.06% and -0.91% loss last month.

At Wall Street, S&P 500 went down -0.27% and Dow Jones Industrial Average also traded +0.97% higher. FTSE Asia Ex Japan rallied +1.11% and the global stock market index MSCI ACWI corrected -0.28% loss. One of the most notable events in June 2017 was Moody's upgraded Indonesia banking sector outlook to positive from stable.

In June 2017, WTI and Brent Crude Oil price plunged -4.08%, while Brent went down -5.35%; closed at US\$ 46/barrel and US\$ 47.9/barrel, respectively. Soybean Oil price which was up 5.38% while CPO price declined -2.15%. Other commodities price changes: Gold -1.93%, Tin -1.78%, Copper +4.31%, Aluminium -0.44%, Coal +8.72%, Corn +0.0%, Wheat +19.5%, and Soybean +3.29%.

Rupiah depreciated -0.31% against US\$ and was closed at 13,348/US\$ in June 2017. Indonesia Government Bond price went up as the 10-year's yield went down 12.4bps to 6.8290%. Foreign ownership in Indonesian government bonds rose to Rp 764.21 trillion, Rp 8.06 trillion higher than last month position.

June 2017 inflation rate was recorded at 0.69% m-m and 4.37% y-y; consensus estimates were 0.60% m-m and 4.29% y-y. The May 2017 trade surplus of US\$ 474 million was below consensus of US\$ 1.110 million surplus; Exports and imports went up +24.08% y-y and +24.03% y-y, respectively.



Warta Ekonomi
PERSPEKTIF BAHU BISNIS & EKONOMI

SAM Mutual Fund Return for Year to Date - as of 22-Jun-17



Office: Menara Imperium GF | Jl. HR. Rasuna Said Kav 1 Jakarta 12980 | T. 021 - 28548 800/ 169 | F. 021 - 8370 3278/ 8317 315 | E. marketing@sam.co.id | www.sam.co.id

DISCLAIMER

Factsheet ini disajikan oleh PT Samuel Aset Manajemen hanya untuk tujuan informasi. Dalam kondisi apapun factsheet ini tidak dapat digunakan atau dijadikan dasar sebagai penawaran menjual atau penawaran membeli. Factsheet ini dibuat secara bebas dan berdasarkan perkiraan, pendapat serta harapan yang terdapat didalamnya seluruhnya menjadi milik PT Samuel Aset Manajemen. Sepanjang diketahui bahwa informasi yang terdapat dalam laporan dimaksud adalah benar atau tidak menyesatkan pada saat disajikan, PT Samuel Aset Manajemen tidak menjamin keakuratan atau kelengkapan dari laporan yang didasarkan pada kondisi tersebut. PT Samuel Aset Manajemen maupun officer atau karyawannya tidak bertanggung jawab apapun terhadap setiap kerugian yang langsung maupun tidak langsung sebagai akibat dari setiap penggunaan factsheet ini. Seluruh format angka dalam factsheet ini disajikan dalam format Bahasa Inggris.

This Factsheet is represented by PT Samuel Aset Manajemen for information purpose only. Under no circumstances is it to be used or considered as an offer to sell or a solicitation of any offer to buy. This Factsheet has been produce independently and the forecast, opinions and expectations contained herein are entirely those of PT Samuel Aset Manajemen. While all reasonable care has been taken to ensure that informations contained herein is not untrue or misleading at the time of publication, PT Samuel Aset Manajemen makes no representations as to its accuracy or completeness and it should be relied upon as such. Neither PT Samuel Aset Manajemen nor any officer or employee of PT Samuel Aset Manajemen accepts only liability whatsoever for any direct or consequential loss arising from any use of this factsheet. All the numbers presented in this factsheet are in English format.

SAM SUKUK SYARIAH SEJAHTERA

Reksa Dana Pendapatan Tetap Syariah/ Sharia Fixed Income Fund

22-Jun-17
NAV: 1,755.06

TUJUAN INVESTASI/ INVESTMENT OBJECTIVE

Untuk memperoleh imbal hasil yang stabil bagi pemegang Unit Penyertaan dengan berinvestasi pada efek Sukuk yang diterbitkan oleh Negara Republik Indonesia dan Korporasi yang berdomisili di Indonesia.

Aiming to obtain stable return for unit holders by investing in Indonesia government sukuk instrument and syariah-compliant money market instruments and/ or cash.

KEBIJAKAN INVESTASI/ INVESTMENT POLICY

Berinvestasi dengan komposisi investasi sebesar minimum 80% dan maksimum 98% pada efek Sukuk dan minimum 2% dan maksimum 20% pada efek Pasar Uang Syariah yang termasuk ke dalam Daftar Efek Syariah.

Investing with investment of a minimum composition of 80% and a maximum of 98% in Sukuk and minimum of 2% and a maximum of 20% on Syariah-compliant money market instruments that are listed in Daftar Efek Syariah.

PROFIL/ PROFILE

Type	Sharia Fixed Income Fund	
Inception Date	10-Feb-10	
Investment Policy	80%-98%	Sukuk Instrument
	2%-20%	Sharia-compliant money market instrument

KINERJA/ PERFORMANCE

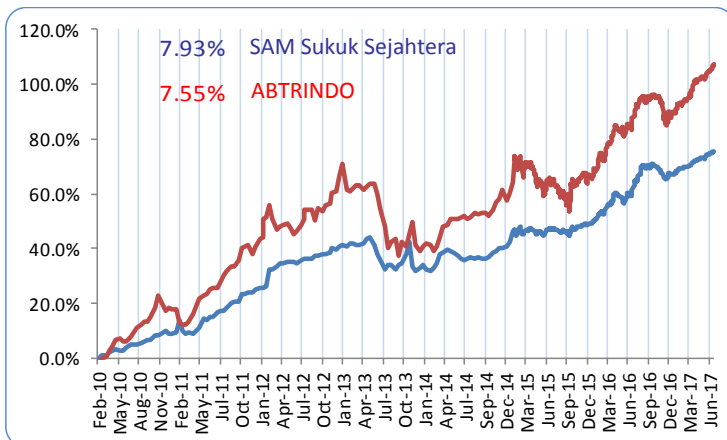
Period ended June 22, 2017 (Actual)						CAGR SINCE INCEPTION
	1 MONTH	3 MONTHS	6 MONTHS	YTD	1 YEAR	
SAM Sukuk Sejahtera	0.65%	2.03%	4.94%	4.94%	9.63%	7.93%
Indeks IDMA	0.47%	0.76%	4.59%	4.59%	1.84%	-0.62%
Indeks ABTRINDO	0.95%	2.75%	9.20%	9.20%	10.19%	7.55%

Sepanjang Juni (YTD), SSS mengalami kenaikan sebesar 4.94%. Sementara Indeks ABTRINDO 9.20%

Throughout June 2017 (YTD), SSS increased by 4.94% vs 9.20 of ABTRINDO.

GRAFIK PERTUMBUHAN IMBAL HASIL/ INVESTMENT RETURN GROWTH CHART

Periode Sejak Pendirian/ Since Inception Date 10 February 2010 (CAGR)

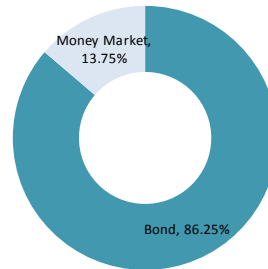


IDMA Index: Government Bond Index Price regardless of the coupon (source: Himdasun).

ABTRINDO Index: Government Bond Total Return Index which already takes into account the yield obtained from bonds coupon (source: Bloomberg).



ALOKASI ASET/ ASSET ALLOCATION

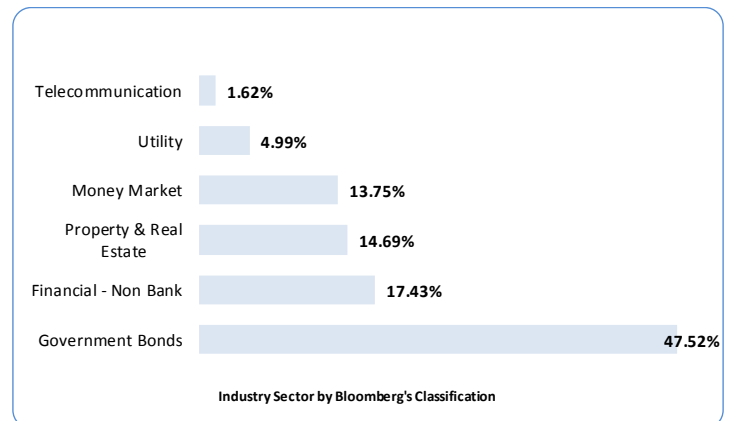


TINGKAT SUKU BUNGA/ INTEREST RATE

Interest Rate	1 Year %	Tax 20%
SBI	6.50	5.20
ATD 1mo	6.00	4.80
ATD 3mo	6.20	4.96
ATD 6mo	6.09	4.88
ATD 12mo	6.09	4.87

ATD (Average Time Deposit): Average time-deposit interest rate in 131 banks operating in Indonesia 1 Month, 3 Months, 6 Months and 12 Months (source: Bank Indonesia).

ALOKASI INDUSTRI/ SECTOR ALLOCATION



TOP 5 HOLDING (in alphabetical order)

Asset
Money Market
SBSN SERI PBS011
SBSN SERI PBS012
Sukuk Ijarah BKLT 2 Summarecon Agung THP I TH 2014
Sukuk Mudharabah BKLT II Adira Finance THP III TH 2017 SERI B

Penyertaan Minimum
Minimum Subscription
Rp 250.000

Dana Kelolaan/ AUM
Rp **63.66** Billion

Publikasi NAB/ Publication of NAV Daily
Koran: Bisnis Indonesia, Kontan dan Investor Indonesia

Bloomberg: SASUSYS IJ Equity

Kustodian/ Custodian Bank
Bank CIMB Niaga, Tbk

No. Rekening/ Account Number
Reksadana SAM Sukuk Syariah Sejahtera
No: 520.01.00312.00.9
Bank CIMB Niaga, Graha Niaga

Pelaporan/ Reporting
Bulanan/ Monthly

Subscription/ Redemption
Harian/ Daily