

Fact Sheet

30-Nov-16

MARKET COMMENTARY

Review November 2016

IHSG pada bulan November 2016 melemah -5.05% dan ditutup di level 5,148.9. Sektor Pertambangan dan sektor Pertanian menjadi sektor pendorong bursa dengan penguatan sebesar +4.46% dan +1.44%, sedangkan sektor Aneka Industri dan sektor Keuangan mencatatkan pelemahan terbesar, yaitu sebesar -7.16% dan -6.74%.

Di Wall Street, S&P 500 mencatatkan penguatan +3.42% dan Dow Jones Industrial Average naik +5.41%. Indeks FTSE Asia Ex Japan turun -2.15%, sedangkan indeks bursa saham global MSCI ACWI naik sebesar +0.59%. Salah satu peristiwa penting yang terjadi pada November 2016 adalah terpilihnya kandidat kontroversial partai Republik, Donald Trump, sebagai presiden ke-45 Amerika Serikat.

Pada bulan November 2016, harga Minyak Mentah WTI dan Brent naik sebesar +5.51% dan +4.49%; masing-masing ditutup di level US\$ 49.4/barel dan US\$ 50.5/barel. Kenaikan harga minyak mentah mempengaruhi harga Minyak Kacang Kedelai yang naik +4.61% dan harga CPO yang naik +11.51%. Perkembangan harga komoditas lain: Emas -8.15%, Timah +1.92%, Tembaga +18.89%, Aluminium -0.04%, Batubara -19.48%, Jagung -5.07%, Gandum -8.59%, dan Kacang Kedelai +2.99%.

Rupiah melemah -3.89% terhadap US\$ dan ditutup di level 13,555/US\$ pada November 2016. Harga SUN melemah seiring tingkat imbal hasil acuan SUN tenor 10 tahun naik 89.3 basis poin ke 8.1370%. Adapun kepemilikan asing di SBN berkurang menjadi Rp 653.9 triliun; lebih rendah Rp 21.7 triliun dibandingkan posisi bulan lalu.

Inflasi November 2016 tercatat sebesar 0.47% m-m dan 3.58% y-y; di mana angka konsensus adalah 0.32% m-m dan 3.41% y-y. Neraca perdagangan bulan Oktober 2016 surplus US\$ 1,207 juta, lebih tinggi dari perkiraan konsensus yang surplus US\$ 1,011 juta; Ekspor dan impor naik masing-masing +4.59% y-y dan +3.27% y-y.

November 2016 Review

JCI plummeted -5.05% in November 2016 and was closed at 5,148.9. Mining and Agriculture were the leading sectors with +4.46% and +1.44% gain, respectively. On the other hand, Miscellaneous Industries and Finance were the weakest sectors with -7.16% and -6.74% loss last month.

At Wall Street, S&P 500 surged +3.42% and Dow Jones Industrial Average also went up +5.41%. FTSE Asia Ex Japan posted a negative return of -2.15%, while the global stock market index MSCI ACWI recorded +0.59% gain. One of the most notable events in November 2016 was the controversial Republican presidential candidate, Donald Trump, rise to the White House as the 45th president of the USA.

In November 2016, WTI and Brent Crude Oil price soared +5.51% and +4.49%; closed at US\$ 49.4/barrel and US\$ 50.5/barrel, respectively. Crude Oil price jump affected Soybean Oil price which was up +4.61% and CPO price which went up +11.51%. Other commodities price changes: Gold -8.15%, Tin +1.92%, Copper +18.89%, Aluminum -0.04%, Coal -19.48%, Corn -5.07%, Wheat -8.59%, and Soybean +2.99%.

Rupiah depreciated -3.89% against US\$ and was closed at 13,555/US\$ in November 2016. Indonesia Government Bond price went down as the 10-year's yield went up 89.3bps to 8.1370%. Foreign ownership in Indonesian government bonds declined to Rp 653.9 trillion; Rp 21.7 trillion lower than last month position.

November 2016 inflation rate was recorded at 0.47% m-m and 3.58% y-y; consensus estimates were 0.32% m-m and 3.41% y-y. The October 2016 trade surplus of US\$ 1,207 million was above consensus of US\$ 1,011 million surplus; Exports and imports went up +4.59% y-y and +3.27% y-y, respectively.

SAM Mutual Fund Return for Year to Date - as of 30-Nov-16



Office: Menara Imperium GF | Jl. HR. Rasuna Said Kav 1 Jakarta 12980 | T. 021 - 28548 800/ 169 | F. 021 - 8370 3278/ 8317 315 | E. marketing@sam.co.id | www.sam.co.id

DISCLAIMER

Factsheet ini disajikan oleh PT Samuel Aset Manajemen hanya untuk tujuan informasi. Dalam kondisi apapun factsheet ini tidak dapat digunakan atau dijadikan dasar sebagai penawaran menjual atau penawaran membeli. Factsheet ini dibuat secara bebas dan berdasarkan perkiraan, pendapat serta harapan yang terdapat didalamnya seluruhnya menjadi milik PT Samuel Aset Manajemen. Sepanjang diketahui bahwa informasi yang terdapat dalam laporan dimaksud adalah benar atau tidak menyesatkan pada saat disajikan, PT Samuel Aset Manajemen tidak menjamin keakuratan atau kelengkapan dari laporan yang didasarkan pada kondisi tersebut. PT Samuel Aset Manajemen maupun officer atau karyawannya tidak bertanggung jawab apapun terhadap setiap kerugian yang langsung maupun tidak langsung sebagai akibat dari setiap penggunaan factsheet ini. Seluruh format angka dalam factsheet ini disajikan dalam format Bahasa Inggris.

This Factsheet is represented by PT Samuel Aset Manajemen for information purpose only. Under no circumstances is it to be used or considered as an offer to sell or a solicitation of any offer to buy. This Factsheet has been produce independently and the forecast, opinions and expectations contained herein are entirely those of PT Samuel Aset Manajemen. While all reasonable care has been taken to ensure that informations contained herein is not untrue or misleading at the time of publication, PT Samuel Aset Manajemen makes no representations as to its accuracy or completeness and it should be relied upon as such. Neither PT Samuel Aset Manajemen nor any officer or employee of PT Samuel Aset Manajemen accepts only liability whatsoever for any direct or consequential loss arising from any use of this factsheet. All the numbers presented in this factsheet are in English format.

SAM INDOONESIAN EQUITY FUND

Reksa Dana Saham/ Equity Fund

30-Nov-16

NAV: 2,358.32

TUJUAN INVESTASI/ INVESTMENT OBJECTIVE

Untuk memperoleh hasil pertumbuhan jangka panjang dengan berinvestasi terutama pada efek saham terbaik dari sektor terbaik di Indonesia.

To obtain long-term growth by investing primarily in securities of the best stocks in the best sectors in Indonesia.

KEBIJAKAN INVESTASI/ INVESTMENT POLICY

Berinvestasi dengan komposisi investasi sebesar minimum 80% dan maksimum 98% pada efek Saham, serta minimum 2% dan maksimum 20% pada efek Pasar Uang di Indonesia. Pengambilan keputusan investasi dilakukan berdasarkan pedekatan top-down dengan menggunakan riset yang mendalam, untuk memilih efek terbaik dari sektor terbaik.

Investing with an investment composition minimum of 80% and maximum of 98% in equity securities, and 2% minimum and a maximum of 20% in money market securities in Indonesia. Investment decision is made by top-down approach by using an in-depth research to choose the best effect in the best sectors.

PROFIL/ PROFILE

Type	Equity Fund
Inception Date	18 Oct 2011
Investment Policy	80% - 98% Equity Securities 2% - 20% Money market instrument and or cash

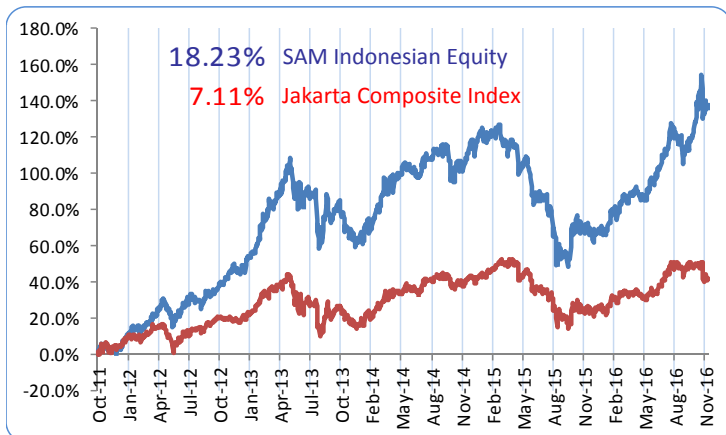
KINERJA/ PERFORMANCE

Tingkat Imbal Hasil/ Investment Return

Period ended November 30, 2016 (Actual)						CAGR
	1 MONTH	3 MONTHS	6 MONTHS	YTD	1 YEAR	SINCE INCEPTION
SAM Indonesian Equity	-1.92%	8.04%	24.43%	39.41%	42.47%	18.23%
Jakarta Composite Index	-5.05%	-4.40%	7.34%	12.10%	12.10%	7.11%

GRAFIK PERTUMBUHAN IMBAL HASIL/ INVESTMENT GROWTH CHART

Periode Sejak Pendirian/ Since Inception Date 18 October 2011 (CAGR)

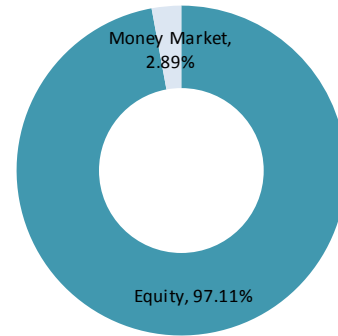


Reksa Dana Saham Periode 1 Tahun
Reksa Dana Saham Periode 1 Tahun
Reksa Dana Saham Periode 3 Tahun

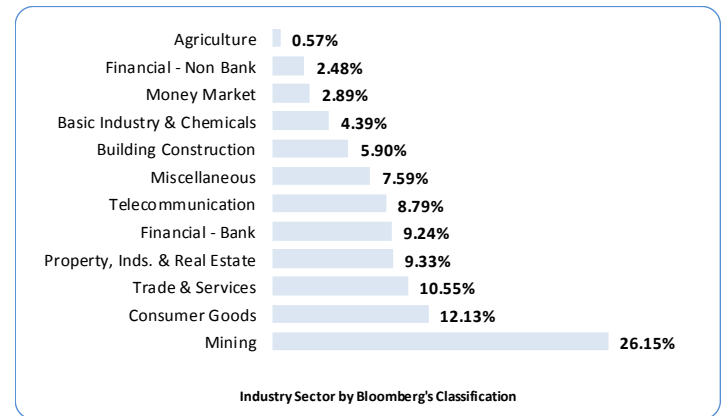


Best Equity (AUM >500B)
FUND 2014

ALOKASI ASET/ ALLOCATION OF INVESTMENT POLICY



ALOKASI INDUSTRI/ ALLOCATION OF INDUSTRIAL SECTORS



TOP 5 HOLDING (in alphabetical order)

Asset

- Adaro Energy Tbk PT
- Astra International Tbk PT
- Indofood Sukses Makmur Tbk PT
- Telekomunikasi Indonesia Persero Tbk PT
- United Tractors Tbk PT

Penyertaan Minimum
Minimum Subscription
Rp 250.000

Dana Kelolaan/ AUM
Rp **2.02** Trillion

Kustodian/ Custodian Bank
Deutsche Bank AG

Publikasi NAB/ Publication of Daily NAV
Koran: Bisnis Indonesia, Kontan dan Investor Indonesia
Bloomberg: SAMIDEQ IJ Equity

No. Rekening/ Account Number
Reksa Dana
SAM Indonesian Equity Fund
No: 0084665-00-9
Deutsche Bank AG, Jakarta
atau/ or
SAM Indonesian Equity Fund
No: 537 530 7119
BCA Cb. Pacific Place

Pelaporan/ Reporting
Bulanan/ Monthly
Subscription/ Redemption
Harian/ Daily