

# Fact Sheet

30-Sep-16

## MARKET COMMENTARY

### Review September 2016

IHSG pada bulan September 2016 melemah -0.4% dan ditutup di level 5,364.8. Sektor Industri Dasar dan Kimia dan sektor Aneka Industri menjadi sektor pendorong bursa dengan penguatan sebesar +1.21% dan +0.87%, sedangkan sektor Pertanian dan sektor Perdagangan, Jasa, dan Investasi mencatatkan pelemahan paling besar dengan penurunan -4.06% dan -2.03%.

Di Wall Street, S&P 500 mencatatkan penurunan -0.12% dan Dow Jones Industrial Average turun -0.5%. Indeks FTSE Asia Ex Japan naik +1.13% dan indeks bursa saham global MSCI ACWI mencatatkan kenaikan sebesar +0.44%. Salah satu peristiwa penting yang terjadi pada September 2016 adalah penundaan kenaikan Fed Fund Rate dan pencapaian uang tebusan amnesti pajak mencapai >50% dari target.

Pada bulan September 2016, harga Minyak Mentah WTI dan Brent naik sebesar +7.92% dan +4.29%; masing-masing ditutup di level US\$ 48.2/barel dan US\$ 49.1/barel. Kenaikan harga minyak mentah mempengaruhi harga Minyak Kacang Kedelai yang naik +2.37% dan harga CPO yang naik -0.5%. Perkembangan harga komoditas lain: Emas +0.52%, Timah +6.65%, Tembaga +6.81%, Aluminium +4.0%, Batubara +5.02%, Jagung +11.69%, Gandum +11.36%, dan Kacang Kedelai -0.62%.

Rupiah menguat +1.72% terhadap US\$ dan ditutup di level 13,042/US\$ pada September 2016. Harga SUN menguat seiring tingkat imbal hasil acuan SUN tenor 10 tahun turun 5.3 basis poin ke 7.0610%. Adapun kepemilikan asing di SBN bertambah menjadi Rp 683.5 triliun; lebih tinggi Rp 15.4 triliun dibandingkan posisi bulan lalu.

Inflasi September 2016 tercatat sebesar 0.22% m-m dan 3.07% y-y; di mana angka konsensus adalah 0.2% m-m dan 3.05% y-y. Neraca perdagangan bulan Agustus 2016 surplus US\$ 294 juta, lebih rendah dari perkiraan konsensus yang surplus US\$ 500 juta; Ekspor dan impor turun masing-masing -0.74% y-y dan -0.49% y-y.

### September 2016 Review

*JCI declined -0.4% in September 2016 and was closed at 5,364.8. Basic Industries and Miscellaneous Industries were the leading sectors with +1.21% and +0.87% gain, respectively. On the other hand, Agriculture and Trade, Services, and Investment sectors were the weakest sectors with -4.06% and -2.03% losses.*

*At Wall Street, S&P 500 went down -0.12% and Dow Jones Industrial Average also went down -0.5%. FTSE Asia Ex Japan went up +1.13% as the global stock market index MSCI ACWI recorded a +0.44% gain. Most notable events in September 2016 including another Fed Fund Rate hike delay and Indonesia tax amnesty achievement of >50% of target.*

*In September 2016, WTI and Brent Crude Oil price surged +7.92% and +4.29%; closed at US\$ 48.2/barrel and US\$ 49.1/barrel, respectively. Crude Oil price surge affected Soybean Oil price which was up +2.37% and CPO price which surged -0.5%. Other commodities price changes: Gold +0.52%, Tin +6.65%, Copper +6.81%, Aluminum +4.0%, Coal +5.02%, Corn +11.69%, Wheat +11.36%, and Soybean -0.62%.*

*Rupiah strengthened +1.72% against US\$ and was closed at 13,042/US\$ in September 2016. Indonesia Government Bond price went up as the 10-year's yield went down 5.3 basis points to 7.0610%. Foreign ownership in Indonesian government bonds increased to Rp 683.5 trillion; Rp 15.4 trillion higher compared to last month position.*

*September 2016 inflation rate was recorded at 0.22% m-m and 3.07% y-y; consensus estimates were 0.2% m-m and 3.05% y-y. The August 2016 trade surplus of US\$ 294 million was below consensus of US\$ 500 million surplus; Exports and imports declined -0.74% y-y and -0.49% y-y, respectively.*

## SAM Mutual Fund Return for Year to Date - as of 30-Sep-16



Office: Menara Imperium GF | Jl. HR. Rasuna Said Kav 1 Jakarta 12980 | T. 021 - 28548 800/ 169 | F. 021 - 8370 3278/ 8317 315 | E. marketing@sam.co.id | www.sam.co.id

### DISCLAIMER

Factsheet ini disajikan oleh PT Samuel Aset Manajemen hanya untuk tujuan informasi. Dalam kondisi apapun factsheet ini tidak dapat digunakan atau dijadikan dasar sebagai penawaran menjual atau penawaran membeli. Factsheet ini dibuat secara bebas dan berdasarkan perkiraan, pendapat serta harapan yang terdapat didalamnya seluruhnya menjadi milik PT Samuel Aset Manajemen. Sepanjang diketahui bahwa informasi yang terdapat dalam laporan dimaksud adalah benar atau tidak menyesatkan pada saat disajikan, PT Samuel Aset Manajemen tidak menjamin keakuratan atau kelengkapan dari laporan yang didasarkan pada kondisi tersebut. PT Samuel Aset Manajemen maupun officer atau karyawannya tidak bertanggung jawab apapun terhadap setiap kerugian yang langsung maupun tidak langsung sebagai akibat dari setiap penggunaan factsheet ini. Seluruh format angka dalam factsheet ini disajikan dalam format Bahasa Inggris.

*This Factsheet is represented by PT Samuel Aset Manajemen for information purpose only. Under no circumstances is it to be used or considered as an offer to sell or a solicitation of any offer to buy. This Factsheet has been produced independently and the forecast, opinions and expectations contained herein are entirely those of PT Samuel Aset Manajemen. While all reasonable care has been taken to ensure that information contained herein is not untrue or misleading at the time of publication, PT Samuel Aset Manajemen makes no representations as to its accuracy or completeness and it should be relied upon as such. Neither PT Samuel Aset Manajemen nor any officer or employee of PT Samuel Aset Manajemen accepts any liability whatsoever for any direct or consequential loss arising from any use of this factsheet. All the numbers presented in this factsheet are in English format.*

# SAM SUKUK SYARIAH SEJAHTERA

Reksa Dana Pendapatan Tetap Syariah/ *Sharia Fixed Income Fund*

30-Sep-16

NAV: 1,705.70

## TUJUAN INVESTASI/ INVESTMENT OBJECTIVE

Untuk memperoleh imbal hasil yang stabil bagi pemegang Unit Penyertaan dengan berinvestasi pada efek Sukuk yang diterbitkan oleh Negara Republik Indonesia dan Korporasi yang berdomisili di Indonesia.

*Aiming to obtain stable return for unit holders by investing in Indonesia government sukuk instrument and syariah-compliant money market instruments and/ or cash.*

## KEBIJAKAN INVESTASI/ INVESTMENT POLICY

Berinvestasi dengan komposisi investasi sebesar minimum 80% dan maksimum 98% pada efek Sukuk dan minimum 2% dan maksimum 20% pada efek Pasar Uang Syariah yang termasuk ke dalam Daftar Efek Syariah.

*Investing with investment of a minimum composition of 80% and a maximum of 98% in Sukuk and minimum of 2% and a maximum of 20% on Syariah-compliant money market instruments that are listed in Daftar Efek Syariah.*

## PROFIL/ PROFILE

<b>Type</b>	Sharia Fixed Income Fund	
<b>Inception Date</b>	10-Feb-10	
<b>Investment Policy</b>	80%-98%	Sukuk Instrument
	2%-20%	Sharia-compliant money market instrument

## KINERJA/PERFORMANCE

Tingkat Imbal Hasil/ *Investment Return*

Period ended September 30, 2016 (Actual)

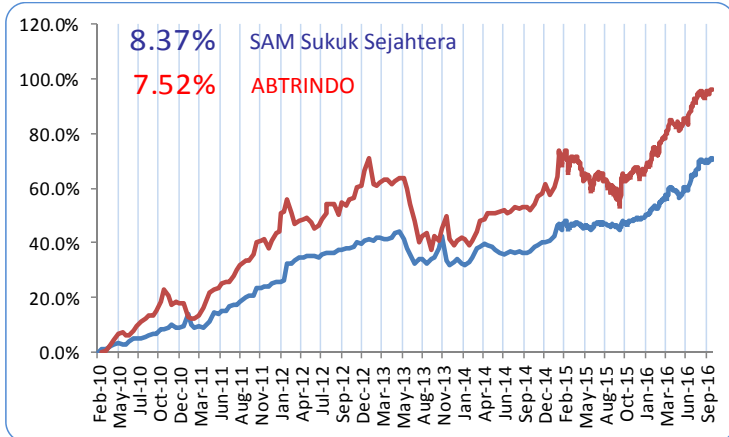
	1 MONTH	3 MONTHS	6 MONTHS	YTD	1 YEAR	CAGR SINCE INCEPTION
<b>SAM Sukuk Sejahtera</b>	<b>0.73%</b>	<b>6.54%</b>	<b>9.00%</b>	<b>14.30%</b>	<b>18.05%</b>	<b>8.37%</b>
Indeks IDMA	0.51%	3.08%	5.12%	12.53%	15.94%	-0.50%
Indeks ABTRINDO	1.29%	4.34%	8.97%	18.03%	25.86%	7.52%
Indeks Saham Syariah Indonesia	-0.97%	6.62%	13.48%	21.97%	31.65%	n.a.

Sepanjang September 2016 (YTD), SSS membukukan kenaikan sebesar 0.73%. Sementara Indeks Saham Syariah Indonesia 0.97%

*Throughout September 2016 (YTD), SSS increased by 0.73% vs 0.97% of ISSI.*

## GRAFIK PERTUMBUHAN IMBAL HASIL/ INVESTMENT RETURN GROWTH CHART

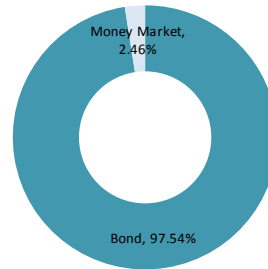
Periode Sejak Pendirian/ *Since Inception Date* 10 February 2010 (CAGR)



*IDMA Index: Government Bond Index Price regardless of the coupon (source: Himdasun).*

*ABTRINDO Index: Government Bond Total Return Index which already takes into account the yield obtained from bonds coupon (source: Bloomberg).*

## ALOKASI ASET/ ASSET ALLOCATION

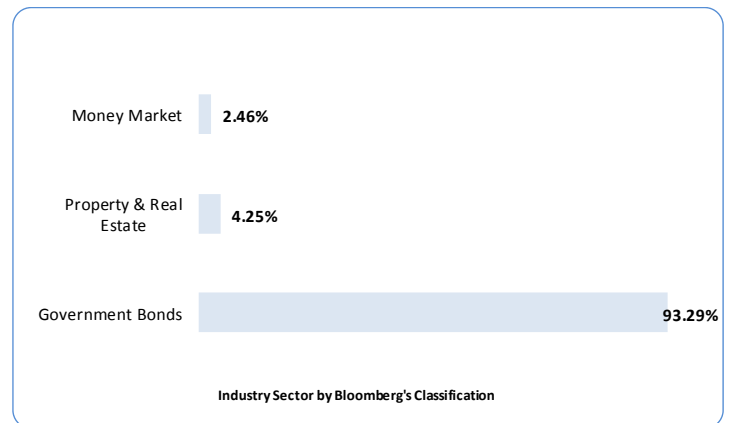


## TINGKAT SUKU BUNGA/ INTEREST RATE

Interest Rate	1 Year %	Tax 20%
SBI	6.50	5.20
ATD 1mo	6.17	5.57
ATD 3mo	6.46	5.80
ATD 6mo	6.45	5.24
ATD 12mo	6.27	5.20

*ATD (Average Time Deposit): Average time-deposit interest rate in 131 banks operating in Indonesia 1 Month, 3 Months, 6 Months and 12 Months (source: Bank Indonesia).*

## ALOKASI INDUSTRI/ SECTOR ALLOCATION



## TOP 5 HOLDING (in alphabetical order)

### Asset

Money Market

SBSN SERI PBS004

SBSN SERI PBS006

SBSN SERI PBS012

Sukuk Ijarah BKLT 2 Summarecon Agung THP I TH 2014

Penyertaan Minimum  
*Minimum Subscription*  
Rp 250.000

Dana Kelolaan/ *AUM*

Rp **52.69** Billion

Publikasi NAB/ *Publication of NAV Daily*  
Koran: Bisnis Indonesia, Kontan dan Investor Indonesia

Bloomberg: SASUSYS IJ Equity

Kustodian/ *Custodian Bank*  
Bank CIMB Niaga, Tbk

No. Rekening/ *Account Number*  
Reksadana SAM Sukuk Syariah Sejahtera  
No: 520.01.00312.00.9  
Bank CIMB Niaga, Graha Niaga.

Pelaporan/ *Reporting*  
Bulanan/ *Monthly*

Subscription/ *Redemption*  
Harian/ *Daily*

