

# Fact Sheet

30-Sep-16

## MARKET COMMENTARY

### Review September 2016

IHSG pada bulan September 2016 melemah -0.4% dan ditutup di level 5,364.8. Sektor Industri Dasar dan Kimia dan sektor Aneka Industri menjadi sektor pendorong bursa dengan penguatan sebesar +1.21% dan +0.87%, sedangkan sektor Pertanian dan sektor Perdagangan, Jasa, dan Investasi mencatatkan pelemahan paling besar dengan penurunan -4.06% dan -2.03%.

Di Wall Street, S&P 500 mencatatkan penurunan -0.12% dan Dow Jones Industrial Average turun -0.5%. Indeks FTSE Asia Ex Japan naik +1.13% dan indeks bursa saham global MSCI ACWI mencatatkan kenaikan sebesar +0.44%. Salah satu peristiwa penting yang terjadi pada September 2016 adalah penundaan kenaikan Fed Fund Rate dan pencapaian uang tebusan amnesti pajak mencapai >50% dari target.

Pada bulan September 2016, harga Minyak Mentah WTI dan Brent naik sebesar +7.92% dan +4.29%; masing-masing ditutup di level US\$ 48.2/barel dan US\$ 49.1/barel. Kenaikan harga minyak mentah mempengaruhi harga Minyak Kacang Kedelai yang naik +2.37% dan harga CPO yang naik -0.5%. Perkembangan harga komoditas lain: Emas +0.52%, Timah +6.65%, Tembaga +6.81%, Aluminium +4.0%, Batubara +5.02%, Jagung +11.69%, Gandum +11.36%, dan Kacang Kedelai -0.62%.

Rupiah menguat +1.72% terhadap US\$ dan ditutup di level 13,042/US\$ pada September 2016. Harga SUN menguat seiring tingkat imbal hasil acuan SUN tenor 10 tahun turun 5.3 basis poin ke 7.0610%. Adapun kepemilikan asing di SBN bertambah menjadi Rp 683.5 triliun; lebih tinggi Rp 15.4 triliun dibandingkan posisi bulan lalu.

Inflasi September 2016 tercatat sebesar 0.22% m-m dan 3.07% y-y; di mana angka konsensus adalah 0.2% m-m dan 3.05% y-y. Neraca perdagangan bulan Agustus 2016 surplus US\$ 294 juta, lebih rendah dari perkiraan konsensus yang surplus US\$ 500 juta; Ekspor dan impor turun masing-masing -0.74% y-y dan -0.49% y-y.

### September 2016 Review

*JCI declined -0.4% in September 2016 and was closed at 5,364.8. Basic Industries and Miscellaneous Industries were the leading sectors with +1.21% and +0.87% gain, respectively. On the other hand, Agriculture and Trade, Services, and Investment sectors were the weakest sectors with -4.06% and -2.03% losses.*

*At Wall Street, S&P 500 went down -0.12% and Dow Jones Industrial Average also went down -0.5%. FTSE Asia Ex Japan went up +1.13% as the global stock market index MSCI ACWI recorded a +0.44% gain. Most notable events in September 2016 including another Fed Fund Rate hike delay and Indonesia tax amnesty achievement of >50% of target.*

*In September 2016, WTI and Brent Crude Oil price surged +7.92% and +4.29%; closed at US\$ 48.2/barrel and US\$ 49.1/barrel, respectively. Crude Oil price surge affected Soybean Oil price which was up +2.37% and CPO price which surged -0.5%. Other commodities price changes: Gold +0.52%, Tin +6.65%, Copper +6.81%, Aluminum +4.0%, Coal +5.02%, Corn +11.69%, Wheat +11.36%, and Soybean -0.62%.*

*Rupiah strengthened +1.72% against US\$ and was closed at 13,042/US\$ in September 2016. Indonesia Government Bond price went up as the 10-year's yield went down 5.3 basis points to 7.0610%. Foreign ownership in Indonesian government bonds increased to Rp 683.5 trillion; Rp 15.4 trillion higher compared to last month position.*

*September 2016 inflation rate was recorded at 0.22% m-m and 3.07% y-y; consensus estimates were 0.2% m-m and 3.05% y-y. The August 2016 trade surplus of US\$ 294 million was below consensus of US\$ 500 million surplus; Exports and imports declined -0.74% y-y and -0.49% y-y, respectively.*

## SAM Mutual Fund Return for Year to Date - as of 30-Sep-16



Office: Menara Imperium GF | Jl. HR. Rasuna Said Kav 1 Jakarta 12980 | T. 021 - 28548 800/ 169 | F. 021 - 8370 3278/ 8317 315 | E. marketing@sam.co.id | www.sam.co.id

### DISCLAIMER

Factsheet ini disajikan oleh PT Samuel Aset Manajemen hanya untuk tujuan informasi. Dalam kondisi apapun factsheet ini tidak dapat digunakan atau dijadikan dasar sebagai penawaran menjual atau penawaran membeli. Factsheet ini dibuat secara bebas dan berdasarkan perkiraan, pendapat serta harapan yang terdapat didalamnya seluruhnya menjadi milik PT Samuel Aset Manajemen. Sepanjang diketahui bahwa informasi yang terdapat dalam laporan dimaksud adalah benar atau tidak menyesatkan pada saat disajikan, PT Samuel Aset Manajemen tidak menjamin keakuratan atau kelengkapan dari laporan yang didasarkan pada kondisi tersebut. PT Samuel Aset Manajemen maupun officer atau karyawannya tidak bertanggung jawab apapun terhadap setiap kerugian yang langsung maupun tidak langsung sebagai akibat dari setiap penggunaan factsheet ini. Seluruh format angka dalam factsheet ini disajikan dalam format Bahasa Inggris.

*This Factsheet is represented by PT Samuel Aset Manajemen for information purpose only. Under no circumstances is it to be used or considered as an offer to sell or a solicitation of any offer to buy. This Factsheet has been produced independently and the forecast, opinions and expectations contained herein are entirely those of PT Samuel Aset Manajemen. While all reasonable care has been taken to ensure that information contained herein is not untrue or misleading at the time of publication, PT Samuel Aset Manajemen makes no representations as to its accuracy or completeness and it should be relied upon as such. Neither PT Samuel Aset Manajemen nor any officer or employee of PT Samuel Aset Manajemen accepts any liability whatsoever for any direct or consequential loss arising from any use of this factsheet. All the numbers presented in this factsheet are in English format.*

# SAM SHARIA EQUITY FUND

Reksa Dana Saham Syariah/ Sharia-compliant Equity Fund

30-Sep-16  
NAV: 1,205.53

## TUJUAN INVESTASI/ INVESTMENT OBJECTIVE

Untuk memperoleh imbal hasil yang jangka panjang bagi Pemegang Unit Penyertaan dengan menginvestasikan dananya pada Efek Ekuitas bersifat syariah yang termasuk dalam daftar Efek Syariah serta Instrumen Pasar Uang dan Setara Kas bersifat syariah.

*Aiming to obtain optimal return for unit holders by investing in Syariah-compliant equity listed in Daftar Efek Syariah, sukuk instrument, and syariah-compliant money market instruments and / or cash.*

## KEBIJAKAN INVESTASI/ INVESTMENT POLICY

Melakukan investasi dengan komposisi minimum 80% pada Efek Ekuitas yang termasuk dalam Daftar Efek Syariah dan maksimum 20% pada Instrumen Pasar Uang dan Setara Kas bersifat syariah.

*Investing with an investment composition minimum of 80% 98% in sharia-compliant equity and maximum of 20% in sharia-compliant money market in Indonesia. Investment decision is made by top-down approach and using an in-depth research.*

## PROFIL/ PROFILE

Type	Sharia-compliant Equity Fund	
Inception Date	18-Jan-13	
Investment Policy	Min 80%	Sharia-compliant Equity
	Max 20%	Sharia-compliant money market instrument and/or cash

## KINERJA/ PERFORMANCE

Tingkat Imbal Hasil/ Investment Return

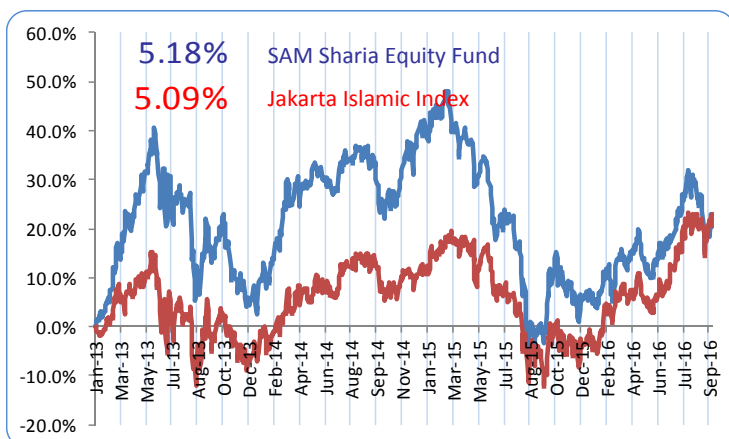
	Period ended September 30, 2016 (Actual)					CAGR
	1 MONTH	3 MONTHS	6 MONTHS	YTD	1 YEAR	SINCE INCEPTION
SAM Sharia Equity	-4.55%	1.68%	6.48%	12.44%	22.92%	5.18%
Jakarta Islamic Index	-0.96%	6.53%	13.33%	22.60%	33.02%	5.09%
Indeks Saham Syariah Indonesia	-0.97%	6.62%	13.48%	21.97%	31.65%	4.74%

Diluncurkan perdana pada 18 Januari 2013, SAM Sharia Equity Fund memberikan imbal hasil sebesar +5.18% dibandingkan ISSI sebesar 4.74% (disetahunkan).

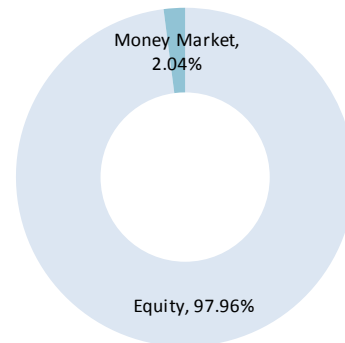
*Launched in January 18, 2013, SAM Sharia Equity Fund booked total return of +5.18 vs 4.74% JII (annualized).*

## GRAFIK PERTUMBUHAN IMBAL HASIL/ INVESTMENT RETURN GROWTH CHART

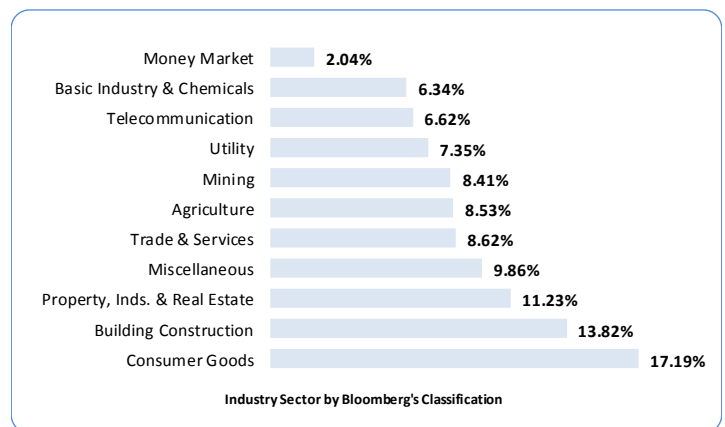
Periode Sejak Pendirian/ Since Inception Date 18 January 2013 (CAGR)



## ALOKASI ASET/ ASSET ALLOCATION



## ALOKASI INDUSTRI/ SECTOR ALLOCATION



## TOP 5 HOLDING (in alphabetical order)

### Asset

Astra International Tbk PT

Indofood Sukses Makmur Tbk PT

Perusahaan Gas Negara Persero Tbk PT

United Tractors Tbk PT

Wijaya Karya Persero Tbk PT

Penyertaan Minimum  
Minimum Subscription  
Rp 250.000

Kustodian/ Custodian Bank  
Bank CIMB Niaga, Tbk

Dana Kelolaan/ AUM  
Rp **117.19** Billion

No. Rekening/ Account Number  
SAM Sharia Equity Fund  
No. 516.01.00092.00.3  
CIMB Niaga Cb. Kelapa Gading

Publikasi NAB/ Publication of Daily NAV  
Koran: Bisnis Indonesia, Kontan dan Investor Indonesia

Pelaporan/ Reporting  
Bulanan/ Monthly

Bloomberg: SAMSHEQ IJ Equity

Subscription/ Redemption  
Harian/ Daily