

Fact Sheet

30-Sep-16

MARKET COMMENTARY

Review September 2016

IHSG pada bulan September 2016 melemah -0.4% dan ditutup di level 5,364.8. Sektor Industri Dasar dan Kimia dan sektor Aneka Industri menjadi sektor pendorong bursa dengan penguatan sebesar +1.21% dan +0.87%, sedangkan sektor Pertanian dan sektor Perdagangan, Jasa, dan Investasi mencatatkan pelemahan paling besar dengan penurunan -4.06% dan -2.03%.

Di Wall Street, S&P 500 mencatatkan penurunan -0.12% dan Dow Jones Industrial Average turun -0.5%. Indeks FTSE Asia Ex Japan naik +1.13% dan indeks bursa saham global MSCI ACWI mencatatkan kenaikan sebesar +0.44%. Salah satu peristiwa penting yang terjadi pada September 2016 adalah penundaan kenaikan Fed Fund Rate dan pencapaian uang tebusan amnesti pajak mencapai >50% dari target.

Pada bulan September 2016, harga Minyak Mentah WTI dan Brent naik sebesar +7.92% dan +4.29%; masing-masing ditutup di level US\$ 48.2/barel dan US\$ 49.1/barel. Kenaikan harga minyak mentah mempengaruhi harga Minyak Kacang Kedelai yang naik +2.37% dan harga CPO yang naik -0.5%. Perkembangan harga komoditas lain: Emas +0.52%, Timah +6.65%, Tembaga +6.81%, Aluminium +4.0%, Batubara +5.02%, Jagung +11.69%, Gandum +11.36%, dan Kacang Kedelai -0.62%.

Rupiah menguat +1.72% terhadap US\$ dan ditutup di level 13,042/US\$ pada September 2016. Harga SUN menguat seiring tingkat imbal hasil acuan SUN tenor 10 tahun turun 5.3 basis poin ke 7.0610%. Adapun kepemilikan asing di SBN bertambah menjadi Rp 683.5 triliun; lebih tinggi Rp 15.4 triliun dibandingkan posisi bulan lalu.

Inflasi September 2016 tercatat sebesar 0.22% m-m dan 3.07% y-y; di mana angka konsensus adalah 0.2% m-m dan 3.05% y-y. Neraca perdagangan bulan Agustus 2016 surplus US\$ 294 juta, lebih rendah dari perkiraan konsensus yang surplus US\$ 500 juta; Ekspor dan impor turun masing-masing -0.74% y-y dan -0.49% y-y.

September 2016 Review

JCI declined -0.4% in September 2016 and was closed at 5,364.8. Basic Industries and Miscellaneous Industries were the leading sectors with +1.21% and +0.87% gain, respectively. On the other hand, Agriculture and Trade, Services, and Investment sectors were the weakest sectors with -4.06% and -2.03% losses.

At Wall Street, S&P 500 went down -0.12% and Dow Jones Industrial Average also went down -0.5%. FTSE Asia Ex Japan went up +1.13% as the global stock market index MSCI ACWI recorded a +0.44% gain. Most notable events in September 2016 including another Fed Fund Rate hike delay and Indonesia tax amnesty achievement of >50% of target.

In September 2016, WTI and Brent Crude Oil price surged +7.92% and +4.29%; closed at US\$ 48.2/barrel and US\$ 49.1/barrel, respectively. Crude Oil price surge affected Soybean Oil price which was up +2.37% and CPO price which surged -0.5%. Other commodities price changes: Gold +0.52%, Tin +6.65%, Copper +6.81%, Aluminum +4.0%, Coal +5.02%, Corn +11.69%, Wheat +11.36%, and Soybean -0.62%.

Rupiah strengthened +1.72% against US\$ and was closed at 13,042/US\$ in September 2016. Indonesia Government Bond price went up as the 10-year's yield went down 5.3 basis points to 7.0610%. Foreign ownership in Indonesian government bonds increased to Rp 683.5 trillion; Rp 15.4 trillion higher compared to last month position.

September 2016 inflation rate was recorded at 0.22% m-m and 3.07% y-y; consensus estimates were 0.2% m-m and 3.05% y-y. The August 2016 trade surplus of US\$ 294 million was below consensus of US\$ 500 million surplus; Exports and imports declined -0.74% y-y and -0.49% y-y, respectively.

SAM Mutual Fund Return for Year to Date - as of 30-Sep-16



Office: Menara Imperium GF | Jl. HR. Rasuna Said Kav 1 Jakarta 12980 | T. 021 - 28548 800/ 169 | F. 021 - 8370 3278/ 8317 315 | E. marketing@sam.co.id | www.sam.co.id

DISCLAIMER

Factsheet ini disajikan oleh PT Samuel Aset Manajemen hanya untuk tujuan informasi. Dalam kondisi apapun factsheet ini tidak dapat digunakan atau dijadikan dasar sebagai penawaran menjual atau penawaran membeli. Factsheet ini dibuat secara bebas dan berdasarkan perkiraan, pendapat serta harapan yang terdapat didalamnya seluruhnya menjadi milik PT Samuel Aset Manajemen. Sepanjang diketahui bahwa informasi yang terdapat dalam laporan dimaksud adalah benar atau tidak menyesatkan pada saat disajikan, PT Samuel Aset Manajemen tidak menjamin keakuratan atau kelengkapan dari laporan yang didasarkan pada kondisi tersebut. PT Samuel Aset Manajemen maupun officer atau karyawannya tidak bertanggung jawab apapun terhadap setiap kerugian yang langsung maupun tidak langsung sebagai akibat dari setiap penggunaan factsheet ini. Seluruh format angka dalam factsheet ini disajikan dalam format Bahasa Inggris.

This Factsheet is represented by PT Samuel Aset Manajemen for information purpose only. Under no circumstances is it to be used or considered as an offer to sell or a solicitation of any offer to buy. This Factsheet has been produced independently and the forecast, opinions and expectations contained herein are entirely those of PT Samuel Aset Manajemen. While all reasonable care has been taken to ensure that information contained herein is not untrue or misleading at the time of publication, PT Samuel Aset Manajemen makes no representations as to its accuracy or completeness and it should be relied upon as such. Neither PT Samuel Aset Manajemen nor any officer or employee of PT Samuel Aset Manajemen accepts any liability whatsoever for any direct or consequential loss arising from any use of this factsheet. All the numbers presented in this factsheet are in English format.

SAM SYARIAH BERIMBANG

Reksa Dana Campuran Syariah/ Sharia Balanced Fund

30-Sep-16
NAV: 1,939.24

TUJUAN INVESTASI/ INVESTMENT OBJECTIVE

Untuk memperoleh imbal hasil yang optimal dengan berinvestasi pada efek sukuk, efek pasar uang syariah dan efek saham yang termasuk dalam Daftar Efek Syariah.

Aiming to obtain optimal return for unit holders by investing in Syariah-compliant equity listed in Daftar Efek Syariah, sukuk instrument, and syariah-compliant money market instruments and / or cash.

KEBIJAKAN INVESTASI/ INVESTMENT POLICY

Menggunakan strategi alokasi aset secara aktif antara efek sukuk, pasar uang syariah dan saham syariah. Pengambilan keputusan investasi dilakukan berdasarkan pendekatan top-down dengan menggunakan riset yang mendalam, untuk memilih efek syariah terbaik dari sektor terbaik.

Using a strategy of active asset allocation between Equity, fixed income and money market. Investment decision made by top-down approach and using an in-depth research, to choose the best stock of the best sectors in syariah-compliant

PROFIL/ PROFILE

Type	Sharia Balanced Fund	
Inception Date	10-Feb-10	
Investment Policy	5%-75%	Sharia-compliant equity
	5%-75%	Sukuk instrument
	2%-75%	Sharia-compliant money market instrument

KINERJA/ PERFORMANCE

Tingkat Imbal Hasil/ Investment Return

	Period ended September 30, 2016 (Actual)					CAGR SINCE INCEPTION
	1 MONTH	3 MONTHS	6 MONTHS	YTD	1 YEAR	
SAM Syariah Berimbang	-3.60%	0.89%	4.85%	11.54%	19.37%	10.49%
Jakarta Islamic Index	-0.96%	6.53%	13.33%	22.60%	33.02%	9.54%
Indeks Saham Syariah Indonesia	-0.97%	6.62%	13.48%	21.97%	31.65%	n.a.

Sejak diluncurkan pada 10 Februari 2010 SAM Syariah Berimbang memberikan imbal hasil sebesar +10.49% dan JII sebesar +9.54% (dihitungkan).

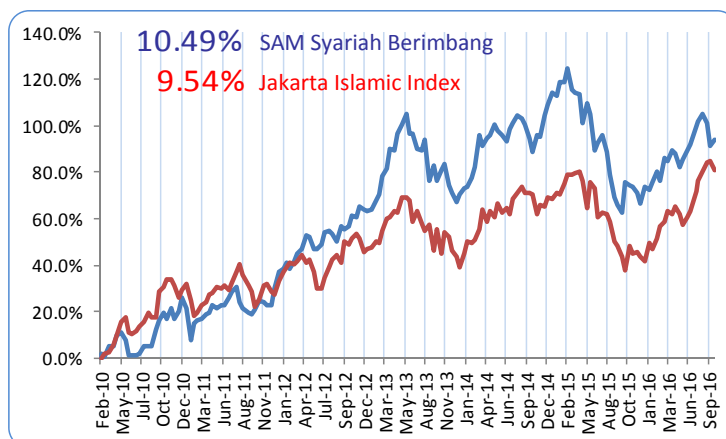
Sepanjang September 2016 (YTD), SSB mengalami penurunan sebesar - 3.60%, dan JII sebesar - 0.96%.

Since its launch on February 10, 2010 SAM Syariah Berimbang Total return is +10.49% vs 9.54% JII (annualized).

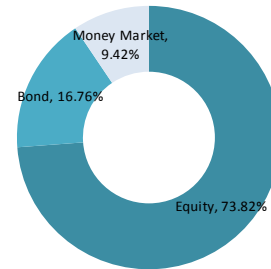
Throughout September 2016 (YTD), SSB decreased by -3.60% vs -0.96% of JII.

GRAFIK PERTUMBUHAN IMBAL HASIL/ INVESTMENT RETURN GROWTH CHART

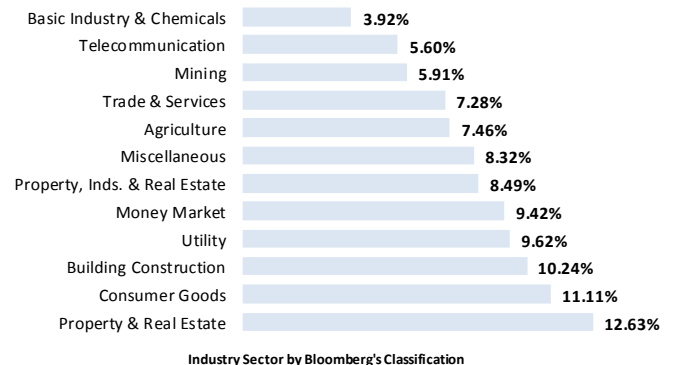
Periode Sejak Pendirian/ Since Inception Date 10 February 2010 (CAGR)



ALOKASI ASET/ ASSET ALLOCATION



ALOKASI INDUSTRI/ SECTOR ALLOCATION



TOP 5 HOLDING (in alphabetical order)

Asset
Astra International Tbk PT
Money Market
Sukuk Ijarah BKLT I Summarecon Agung THP I TH 2013
United Tractors Tbk PT
Wijaya Karya Persero Tbk PT

Penyertaan Minimum
Minimum Subscription
Rp 250.000

Dana Kelolaan/AUM
Rp **151.59** Billion

Publikasi NAB/ Publication of Daily NAV
Koran: Bisnis Indonesia, Kontan dan Investor Indonesia

Bloomberg: SAMSBE IJ Equity

Kustodian/ Custodian Bank
Bank CIMB Niaga, Tbk

No. Rekening/ Account Number
Reksadana SAM Syariah Berimbang
No: 520.01.00311.00.3
Bank CIMB Niaga Cb. Graha Niaga

Pelaporan/ Reporting
Bulanan/ Monthly

Subscription/ Redemption
Harian/ Daily